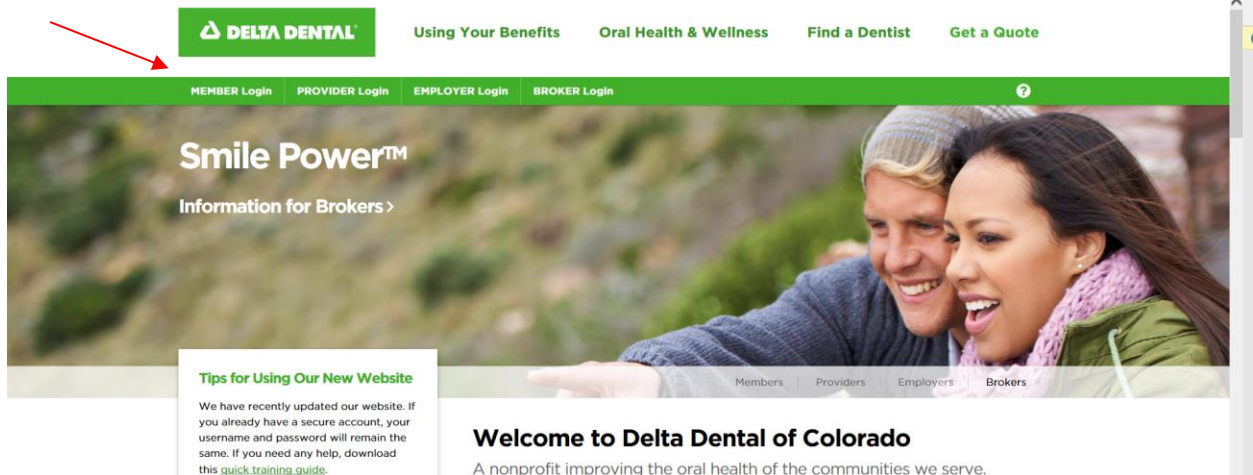




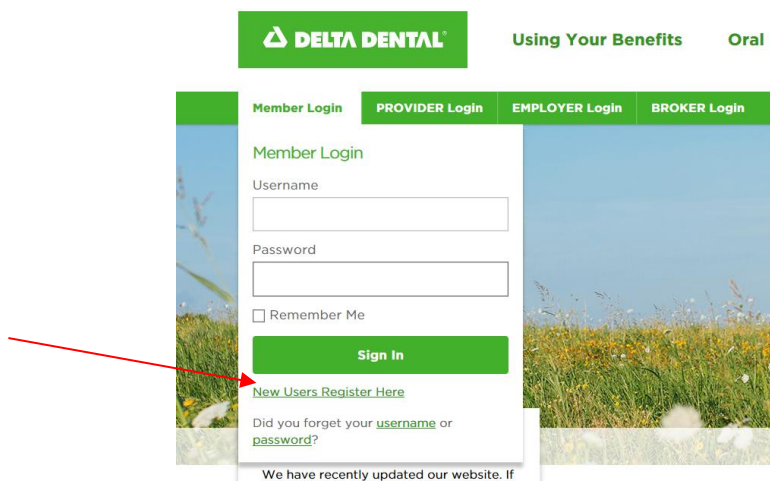
How to Create an Online Account with Delta Dental of Colorado

Step 1: Open a web browser and navigate to <http://www.deltadentalco.com>


Step 2: On the top left side of the webpage, click on “Member Login.”



Step 3: Click on “New Users Register Here”

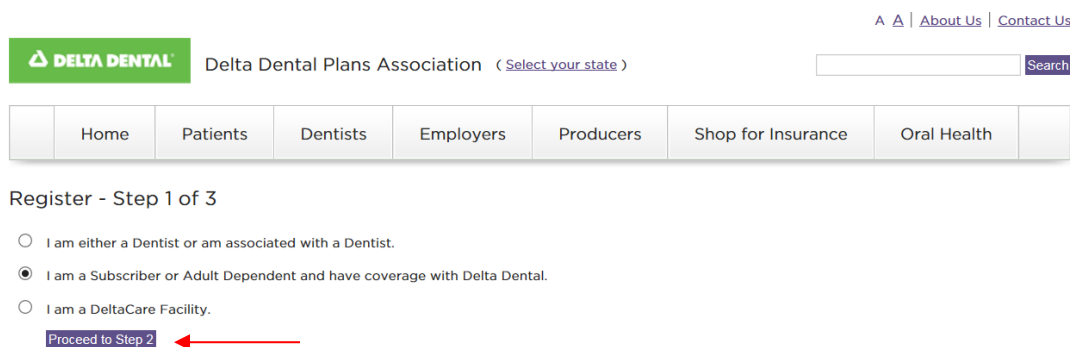


Step 4: Click on the link provided, which will take you to the main Delta Dental website, so you can register your user name and password.



The screenshot shows the Delta Dental website's registration page. At the top is the Delta Dental logo and navigation links: "Using Your Benefits", "Oral Health & Wellness", "Find a Dentist", and "Get a Quote". Below this is a green bar with login options: "MEMBER Login", "PROVIDER Login", "EMPLOYER Login", and "BROKER Login". The main heading is "Register for a Secure Subscriber Account". A red arrow points to a link: "You must register for a username and password through Delta Dental's national website using this link: [www.deltadental.com](\"http://www.deltadental.com\"). Your subscriber ID number may be your Social Security number or your alternate ID number." Below this, a paragraph states: "When you access the national site, you will leave the Delta Dental of Colorado website. Once registration has been completed and you agree to accept the terms of use, you will be rerouted back to the Subscriber landing page on the Delta Dental of Colorado website." At the bottom, it says: "Your account and specific benefit information will be readily available."

Step 5: Click the second radio button identifying you as a subscriber with coverage. Then, click "Proceed to Step 2."



The screenshot shows the Delta Dental website's registration page, Step 1 of 3. At the top is the Delta Dental logo and navigation links: "About Us" and "Contact Us". Below this is a search bar and a navigation menu with links: "Home", "Patients", "Dentists", "Employers", "Producers", "Shop for Insurance", and "Oral Health". The main heading is "Register - Step 1 of 3". There are three radio buttons: "I am either a Dentist or am associated with a Dentist.", "I am a Subscriber or Adult Dependent and have coverage with Delta Dental." (selected), and "I am a DeltaCare Facility." A red arrow points to the second radio button. Below the radio buttons is a button labeled "Proceed to Step 2" with a red arrow pointing to it.

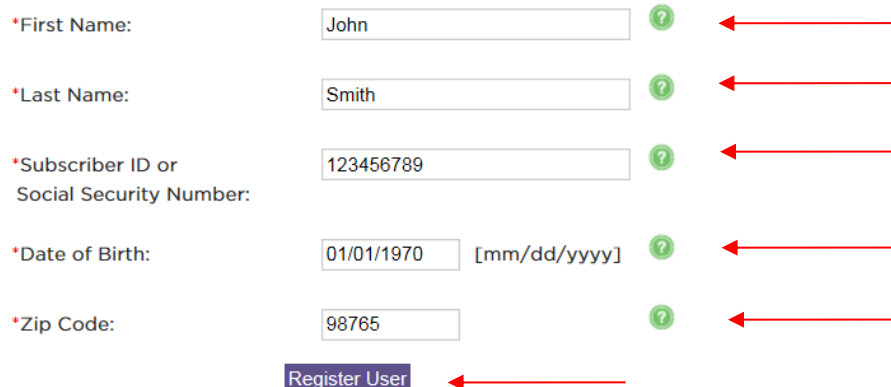
Step 6: Fill in the "Subscriber Registration" section with your first and last name, social security number, date of birth, and your zip code. Then, click "Register User."

Subscriber Registration - Step 2 of 3

Please enter your information in the registration form below. We will validate this information against our records before continuing. Required fields are indicated with an asterisk (*).

If you are having difficulty registering [click here](#) for customer service contact information.

(Note: Registration of a Spouse or Adult Dependent is not currently supported for all states. Please check with the Delta Dental Member Company that handles your dental policy before registering.)



The screenshot shows the Delta Dental website's registration page, Step 2 of 3. It contains a form with the following fields: "First Name:" (John), "Last Name:" (Smith), "Subscriber ID or Social Security Number:" (123456789), "Date of Birth:" (01/01/1970 [mm/dd/yyyy]), and "Zip Code:" (98765). Each field has a red arrow pointing to it. At the bottom is a button labeled "Register User" with a red arrow pointing to it.

Step 7: Enter the information requested. You'll need to choose a user name and password, and then you'll need to put in your email address and a phone number. Select a security question and answer, in case you forget the password you entered. Then, click "Register User."

Enter a User name that will be used for your identification. Also, please enter a Password which will be used along with your User name to log you onto our system.

*User name: ⓘ ←

User name must be at least 6 characters

*Password: ⓘ ←

*Confirm Password: ⓘ ←

Password must be at least 8 characters including one uppercase, one lowercase and one numeric character. Example: myPass23

*Email Address: ⓘ ←

Mobile Phone Number: () ←

Select a Challenge Question and enter an Answer. If you forget your password, the system will prompt you with your Challenge Question. If you provide the Answer entered below, you will be able to reset your password.


Challenge Question: ▼ ←

*Challenge Answer: ⓘ ←

←

Step 8: Click on "Continue" to finish registering your account.

A | [About Us](#) | [Contact Us](#)

 Delta Dental Plans Association ([Select your state](#))

Home	Patients	Dentists	Employers	Producers	Shop for Insurance	Oral Health
------	----------	----------	-----------	-----------	--------------------	-------------

Registration Confirmation


You have been successfully registered.

Your User name is XXXXXXXXXX

Please make a note of your User name and Password for future use.

←

Step 9: Read the terms of use and then click “Agree” to mark that you have understood the terms and conditions.

 Delta Dental Plans Association [\(Select your state \)](#)

[Search](#)

[Home](#) [Patients](#) [Dentists](#) [Employers](#) [Producers](#) [Shop for Insurance](#) [Oral Health](#)

Terms of Use

Version:1067618511082

[SUBSCRIBER TERMS AND CONDITIONS OF USE](#)


The use of the Delta Dental web site (the "Web Site") and the Delta Dental mobile application (the "Mobile App") is subject to the terms and conditions stated herein. Use of the Web Site and/or the Mobile App constitutes an agreement by you, the subscriber, that your use is governed by these terms and conditions ("Terms of Use"). You may be held liable under federal, state or local laws for, and your ability to participate in the Delta Dental Plan and/or use this Web Site or the Mobile App may be jeopardized by, your use of this Web Site or the Mobile App in breach of these Terms of Use. This Web Site and the Mobile App may only be accessed by and for current subscribers.

[Ownership of Copyrights/Usage Restrictions](#)

[Amendments and Modifications](#)

Delta Dental reserves the right to modify or discontinue the Web Site or the Mobile App, or any information, services, and/or content of this Web Site or the Mobile App at any time without prior notice. Delta Dental shall in no way be held liable for any consequence which results from Delta Dental's decision to modify or discontinue providing the Web Site, the Mobile App or any content thereof. In addition, Delta Dental reserves the right to make changes at any time to these Terms of Use. We suggest that you check these Terms of Use periodically for changes. These Terms of Use can be accessed from the link at the bottom of our Web Site pages. If you use this Web Site or the Mobile App after we post changes to these Terms of Use, you accept the changed terms. Delta Dental expressly reserves the right to monitor any and all use of this Web Site and/or the Mobile App.

Copyright © 2013 Delta Dental Plans Association. All rights reserved.

 [Agree](#) [Disagree](#)

Step 10: Congratulations!!!

You have now successfully registered for the Delta Dental of Colorado Website so you can now log in to view your benefits, check your dental claims, print out a personalized Dental ID card, cost estimates and look up dentists covered under our plan.
